



Spend less time on Windows PC migrations with Dell Migrate

Dell Migrate was faster than three other migration tools we tested

Migrating your data files from one Windows PC to another can be daunting. Will your files transfer without issue? Will you have to reset your Windows personalization preferences manually? Will the migration interrupt your routine? Migration tools such as Dell™ Migrate can streamline the process—but how exactly does Dell Migrate stand up to the competition?

We set up real-world scenarios in a home environment to compare Dell Migrate to three other migration tools: Laplink® PCmover® Professional, Lenovo® Migration Assistant, and EaseUS Todo PCTrans Professional. We found that Dell Migrate completed data file migrations to a Dell PC faster, used Transport Layer Security (TLS) encryption to help keep data safe during migration, and generally transferred more Windows personalization options than the other tools we tested.



Save time

Dell Migrate finished in under an hour—less than half the time of the others



Protect data

Only Dell Migrate provided TLS encryption over Wi-Fi

Transfer important files to your new Dell PC in less time

The reasons for purchasing a new Windows PC are as diverse as the individuals buying them, but there's one thing we all have in common—we want our new PCs up and running as quickly as possible. In our hands-on evaluation, Dell Migrate transferred 100GB of data that included downloads, pictures, videos, documents, music, and desktop settings to the Dell XPS 13 9300 in under one hour, while the other migration tools we tested took up to three hours to accomplish the same thing.

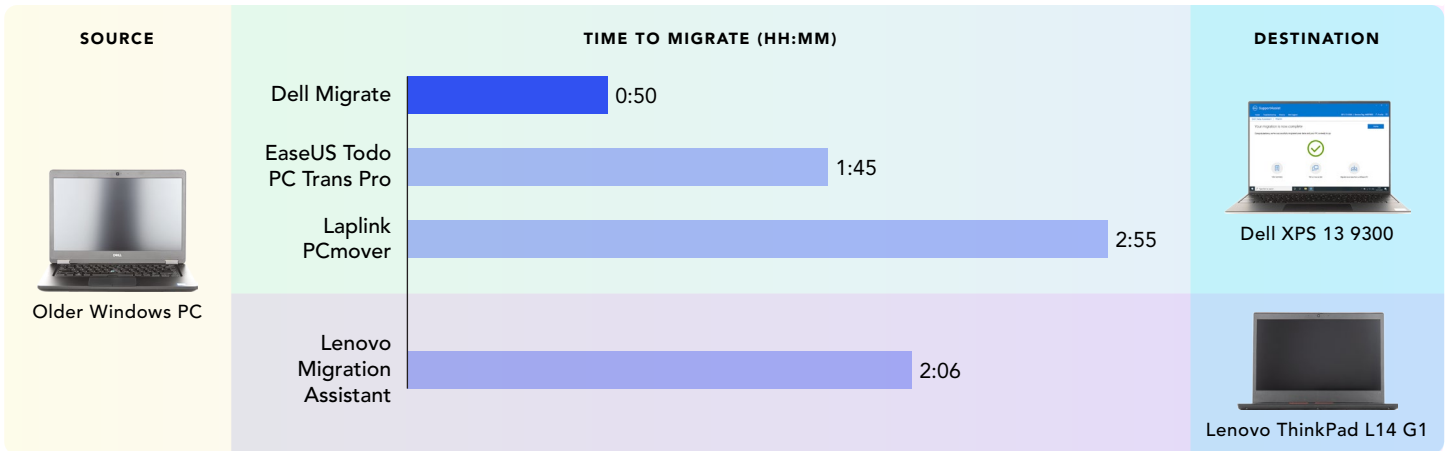



Figure 1: Time (HH:MM) to migrate data from the source laptop to the destination laptops. Lower is better. Source: Principled Technologies.



Keep your information secure during migration

All the migration tools we tested allow you to transfer your personal data over Wi-Fi, but only Dell Migrate secured the in-flight information with TLS encryption, which makes it harder for anyone to intercept or tamper with your personal data during data file migration.

About Dell Migrate

We tested Dell Migrate, a tool that enables users to migrate their data from their Windows-based PC to a Dell PC. According to Dell, Dell Migrate supports migrating from Windows-based PCs running Windows 8 or higher.¹

Learn more at <https://www.dell.com/en-us/shop/servicesforhome/cp/migrate>.

Take your data files and Windows personalization options with you

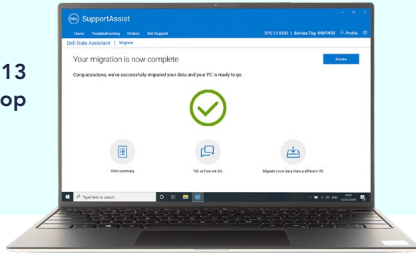
When it's time to move your data files to a new PC, it's imperative that nothing important is lost—including the Windows personalization options you rely on, but may not think about. Each migration tool offered a varied set of migration features, many of which overlapped but some of which did not. Because of that diversity, we investigated a subset of common capabilities to give you an easy-reference-guide of the migration features that might be important to you. For a complete look at all of the capabilities we verified, please read the [science behind the report](#).

Table 1: The migration tool capabilities we investigated.

Categories		Dell Migrate	EaseUS Todo PCTrans Pro	Lenovo Migration Assistant	Laplink PCmover Professional
Licensing	Use with multiple source systems without purchasing an additional license	✓	✗	✓	✗
Migration usability and UX	User can continue using the system during the data file migration	✓	✓	✓	✓
	Users can select settings they want to migrate	✓	✓	✓	✓
Migration transfer and security	Transfers data over Wi-Fi	✓	✓	✓	✓
	Uses TLS encryption	✓	✗	✗	✗
Browser bookmarks	Transfers bookmarks from Google Chrome™, Mozilla® Firefox®, and Microsoft Edge	✓	✗	✗	✗
User directories and data*	Users can select which folders and files to transfer	✓	✓	✓	✓
	Transfers data from external drives	✓	✓	✗	✗
	Migrated folders—Personal files	✓	✓	✓	✓
	Migrated folders—System and application data	✗	✓	✗	✓
Regional settings	User locale - region	✓	✗	✗	✗
	First day of week	✓	✗	✗	✗
	Time zone	✗	✗	✓	✗
Input device options	Taskbar settings - taskbar locations and behavior	✓	✗	✗	✗
	Mouse control panel settings	✓	✗	✗	✗
	Keyboard control panel settings	✓	✗	✗	✗
	Sound control panel settings	✓	✗	✗	✓
Accessibility options	Use Toggle Keys	✓	✗	✗	✗
	Use Sticky Keys	✓	✗	✗	✗
	Color filters - red-green (red weak, protanopia)	✓	✗	✗	✓
	High contrast mode	✓	✗	✓	✗

*See the [science behind the report](#) for a complete list of user directories and data.

Dell XPS 13 9300 Laptop



The ultra-compact Dell XPS 13 Laptop won Laptop Best in Show in the Tom's Hardware "Best of CES 2020" roundup.² It features a 16:10 display, a large touchpad, and 10th Gen Intel® Core™ processors.

Conclusion

When you're ready to move your data files to a new laptop, you want a migration tool that makes the process as painless as possible. In our hands-on evaluation, Dell Migrate, Laplink PCmover Professional, Lenovo Migration Assistant, and EaseUS Todo PCTrans Professional all transferred downloads, pictures, videos, documents, music, and desktop settings to new laptops. However, Dell Migrate completed its data file migrations much faster than the other tools, was the only tool that used TLS encryption to protect in-flight data, and generally transferred more Windows personalization options than the other tools we tested.

- 1 Dell, "Dell Migrate," accessed August 18, 2020, <https://www.dell.com/en-us/shop/servicesforhome/cp/migrate>.
- 2 Tom's Hardware, "Tom's Hardware CES 2020 Awards: Folding Tech & AMD Stand Out in an Odd Year," accessed August 6, 2020, <https://www.tomshardware.com/news/best-of-ces-2020-awards>.

Read the science behind this report at <http://facts.pt/9s6tgoc> ►



Facts matter.®

Principled Technologies is a registered trademark of Principled Technologies, Inc. All other product names are the trademarks of their respective owners. For additional information, review the science behind this report.

This project was commissioned by Dell Technologies.